



## CONTÉM

A 2X 600MM DE TRECHO DE PISTA



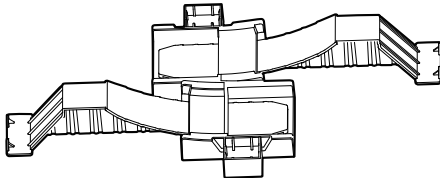
B 1X 280MM DE TRECHO DE PISTA



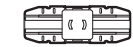
C 1X 150MM DE TRECHO DE PISTA



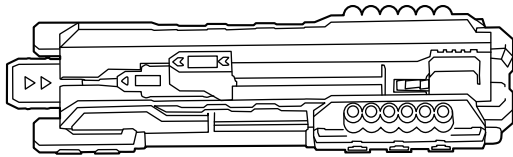
D 2X 390MM DE TRECHOS DE PISTA



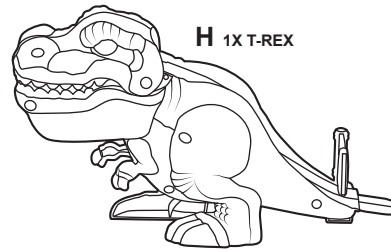
F 2X CONEXÕES DE LOOP



E 1x CONECTOR




G 1X LANÇADOR



H 1X T-REX

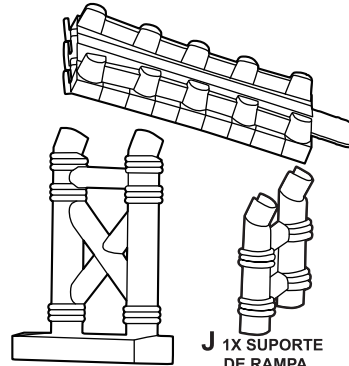
I 1X PORTAL



K 1X SELVAGEM



K 2X BARRIS





J 1X SUPORTE DE RAMPA

## DICAS

### Instruções Metal Machines

1. Prepare o T-Rex posicionando a bandeira localizada na cauda horizontalmente.
2. Quando a bandeira é colocada de lado, o T-Rex desequilibra e pode cair!



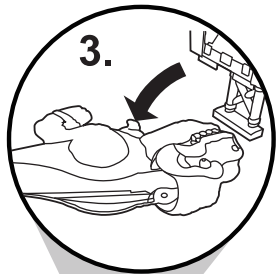
ATENÇÃO: Guardar esta embalagem por conter informações importantes. Este produto deve ser montado por um adulto. Produzido na China.

© 2017 ZURU Inc. Todos os direitos reservados. USA & Foreign TM Pending & USA & Foreign Patent Pendente. Em conformidade com EN71, ASTM F963. Cores, acabamentos decoração e formato podem variar das imagens contidas na embalagem. Por favor, guardar esta embalagem para eventuais consultas. ZURU Inc. Room 1202, Energy Plaza, No.92 Granville Road, Tsim Sha Tsui East, Kowloon, Hong Kong.


ZURU  
www.zuru.com

D

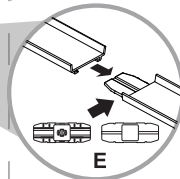
## COMO BRINCAR



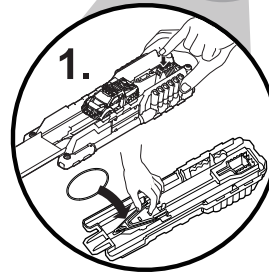

3.



2.



1. Estique o lançador até ouvir o click. Pressione para liberar o carro.
2. Corra por dentro do T-Rex!
3. Derrube o T-Rex!




1.

+4  
ANOS

cód.: 8702

ZURU  
**METAL  
MACHINES**



Candide®